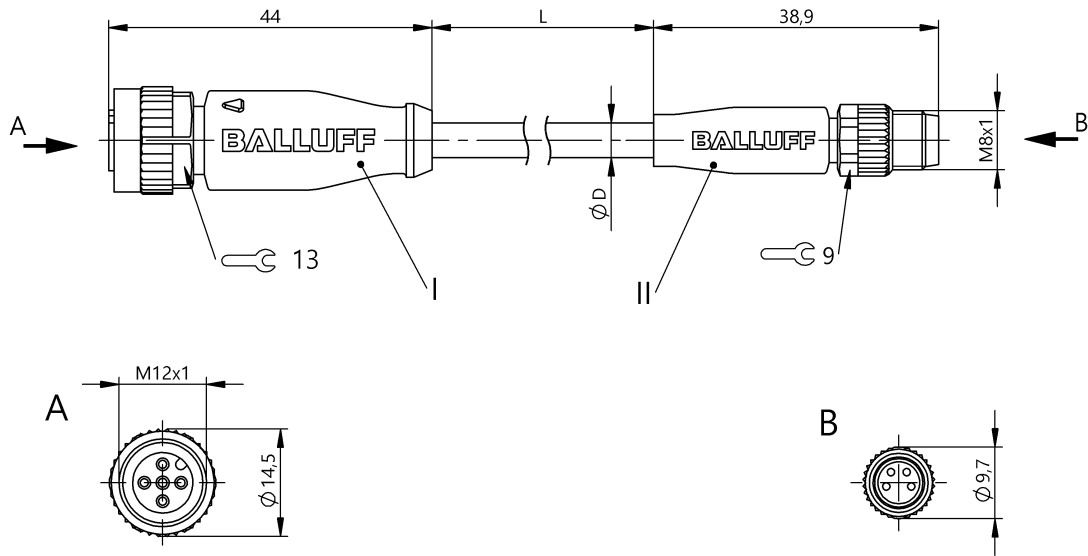


Double-Ended Cordsets
BCC M415-M314-3F-607-VX44T2-020
Order Code: BCC0AW8

BALLUFF



Basic features

| | |
|---------------------|---------------------|
| Approval/Conformity | CE cULus WEEE |
|---------------------|---------------------|

Display/Operation

| | |
|----------------------------|--------------|
| Function indicator (Pin 4) | LED yellow |
| Power indicator | LED green/no |

Electrical connection

| | |
|-------------------------------------|--|
| Bending radius min., fixed cable | 5 x D |
| Bending radius min., flexible cable | 10 x D |
| Cable | PVC Yellow, 2 m |
| Cable diameter D | 5.00 mm ±0.15 mm |
| Cable, bending cycles min. | 2 mil. |
| Conductor cross-section | 22 AWG |
| Connection 1 | M12x1-Female, straight, 5-pin, A-coded |
| Connection 2 | M8x1-Male, straight, 4-pin, A-coded |
| Number of conductors | 4 |
| System | Molded/Molded |

Electrical data

| | |
|----------------------------------|--------|
| Cable rated voltage AC max. | 300 V |
| Cable rated voltage DC max. | 300 V |
| Operating voltage U _b | 30 VDC |
| Rated current (40 °C) | 4.0 A |

Environmental conditions

| | |
|-------------------------------------|-------------------------------|
| Cable temperature, drag chain | -5...60 °C |
| Cable temperature, fixed routing | -40...105 °C |
| Cable temperature, flexible routing | -5...105 °C |
| IP rating | IP67, IP68, IP69K/IP67, IP69K |

Interface

| | |
|------------------|----------------------|
| Switching output | NPN NO/NC antivalent |
|------------------|----------------------|

Material

| | |
|--------------------------|--|
| Cable jacket, material | PVC |
| Material contact carrier | PUR/PUR |
| Material contacts | Bronze/Brass |
| Material cover nut | Die-cast zinc/Die-cast zinc or nickel plated brass |
| Material grip | PUR/PUR |

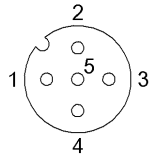
Mechanical data

| | |
|---|---------------------------|
| Cable jacket, color | Yellow |
| Cable length L | 2.00 m |
| Horizontal travel permitted, drag chain | 5 m |
| Tightening torque pigtail | 0.6 Nm/0.4 Nm |
| Traverse speed max., drag chain | 200 m/min |
| Vertical travel permitted, drag chain | 2 m at 5 m/s ² |

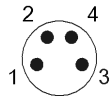
Remarks

Bulk cable approval per UL-AWM Style 2661 & CSA AWM I/II A/B
 Enclosure rating per IEC 60529 or 20653, only in screwed state with the associated mating piece.

Connector Drawings

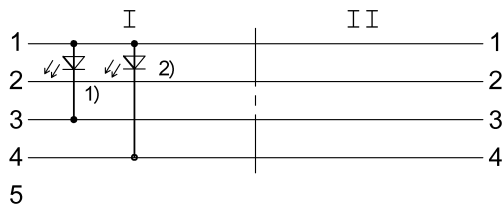


I
 PIN 1: brown
 PIN 2: white
 PIN 3: blue
 PIN 4: black
 PIN 5: not used



II
 PIN 1: brown
 PIN 2: white
 PIN 3: blue
 PIN 4: black

Wiring Diagrams



1) Green LED = Power
 2) Yellow LED = Function